

SINGAPORE'S PAST AS A TRADING POST

You will learn:

How trade plays an important role in Singapore's maritime growth and development.

A LET'S LEARN ABOUT MARITIME SINGAPORE

WHAT IS TRADE?

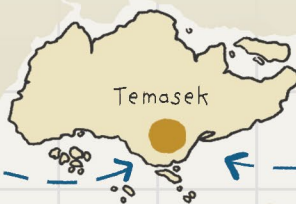
Trade or trading is the buying or exchanging of goods and services for money. Sometimes, goods and services can be directly exchanged without money, which is also known as barter trade. Today, more than 80% of the world's trade is carried out by sea.

Long before Singapore became a British trading post in 1819, it was already an active trading place during the 1300s.



We know this is because digs done at Fort Canning found old coins (money) and many goods from different countries, like pottery from China and glass beads from India.

This shows that **Singapore was popular** for people from other countries to **come sell and buy goods**. Many maps used by early mariners and traders, such as Manuel Godinho de Erédia from Portugal and Wang Dayuan from China, also showed Singapore – then known as Temasek – located along the sea routes they sailed.



Singapore's excellent location along the Maritime Silk Road meant it was easy for traders to stop by with goods. When Singapore was set up as a **free port in 1819**, it allowed goods to be traded freely without anyone having to pay heavy fees.



Ships from all over the world came not only because Singapore was easy to reach and a free port, but also because it had a natural, deep-water harbour so larger and heavier ships carrying more goods can stop to load and unload.



The creation of the **Suez Canal in 1869** was another important moment in maritime history for sea trade and Singapore. The Suez Canal is a narrow, man-made passage of water that allowed ships from Europe to sail shorter distances to reach ports in Asia. Before the opening of the Suez Canal, European ships going to Asia have to sail around Africa in a big loop. With this new passage, ships can now take a much shorter route.

When sea trade increased, so did businesses and jobs. Singapore's economy grew, along with its population. Many early settlers came to seek a new life, eventually staying on to contribute to Singapore's growth and development into the thriving Global Hub port and bustling maritime nation that it is today.

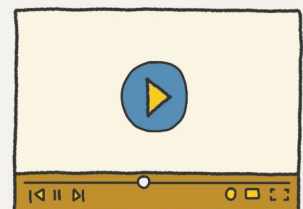
THINK ABOUT THIS:

How do you think Singapore would have developed if it had not been a free port with a strategic location along important maritime routes?

B FIND OUT MORE

INTERESTING VIDEOS YOU CAN CHECK OUT ON THE INTERNET:

- [A Thriving Singapore Before Stamford Raffles, From Orang Laut To Craftsmen](#)
- [1330 - Singapore's Early Settlements & Trade](#)
- [1819 - 24 Trading in 19th Century Singapore](#)
- [1869 - The Opening of the Suez Canal](#)



C TRY THIS ACTIVITY!



TRADING GAME

(FOR 3 OR MORE PAX)

Adapted from

<http://www.izzit.org/products/detail.php?video=winwin>

YOU WILL NEED:

- 1 A watch or timer on your phone
- 2 A pen and a piece of paper to note down your happiness scores

In this game, the aim is to own and trade goods, and see how happy you are with your trade.

HOW TO PLAY:

- 1 Have each player look around for any 3 items to use as goods to trade. They can be books, toys, clothes . . . even food!
- 2 Get each player to copy this chart on a piece of paper:

	ROUND 1	ROUND 2	ROUND 3
HOW HAPPY AM I?	Item 1: /10	Item 1: /10	Item 1: /10
	Item 2: /10	Item 2: /10	Item 2: /10
	Item 3: /10	Item 3: /10	Item 3: /10
Total:			

- 3 Put all the players' items in the centre of the room, and have each player close their eyes and pick 3 items randomly.

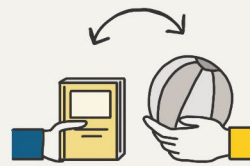
4 ROUND 1: No trade (2 minutes)



All players to open their eyes and look at the 3 items they have picked. These are the goods you, as a player, own. Write down a score for each item in the chart to show how happy you are

with it. Score it high if it is something you like, and low if it is something you do not like.

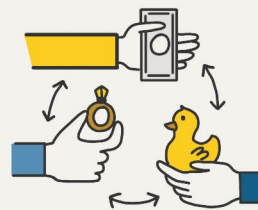
5 ROUND 2: Restricted Trade (6 minutes)



You can start trading your goods – but there are restrictions! You can only choose one person to trade with. Start trading with your chosen trading partner. Keep in mind that you can choose

not to trade if you do not want to. When the time is up, write down the happiness score of each item you have after this round of trading.

6 ROUND 3: Free Trade (6 minutes)



In this free trade round, you can start trading as many or as little goods as you want, with anyone that you want. Everybody gets to trade with everybody. When the time is up, write down the happiness score of

each item you have after this round of trading. If you end up with more than 3 items, you can add extra scores to the score chart.

- 7 Calculate your scores. What do you notice about your happiness scores across the 3 rounds? Which player ended up happier with the items they currently have than the items they had in the beginning?

CHAT ABOUT THIS:

How does being able to choose the items you want to trade, and the number of trading partners you can trade with, affect your happiness level?